

Quick guide

Morrison Steerable Needle™

① Insert device superficially with lever upright and make scan. Identify target and delicate areas to avoid.

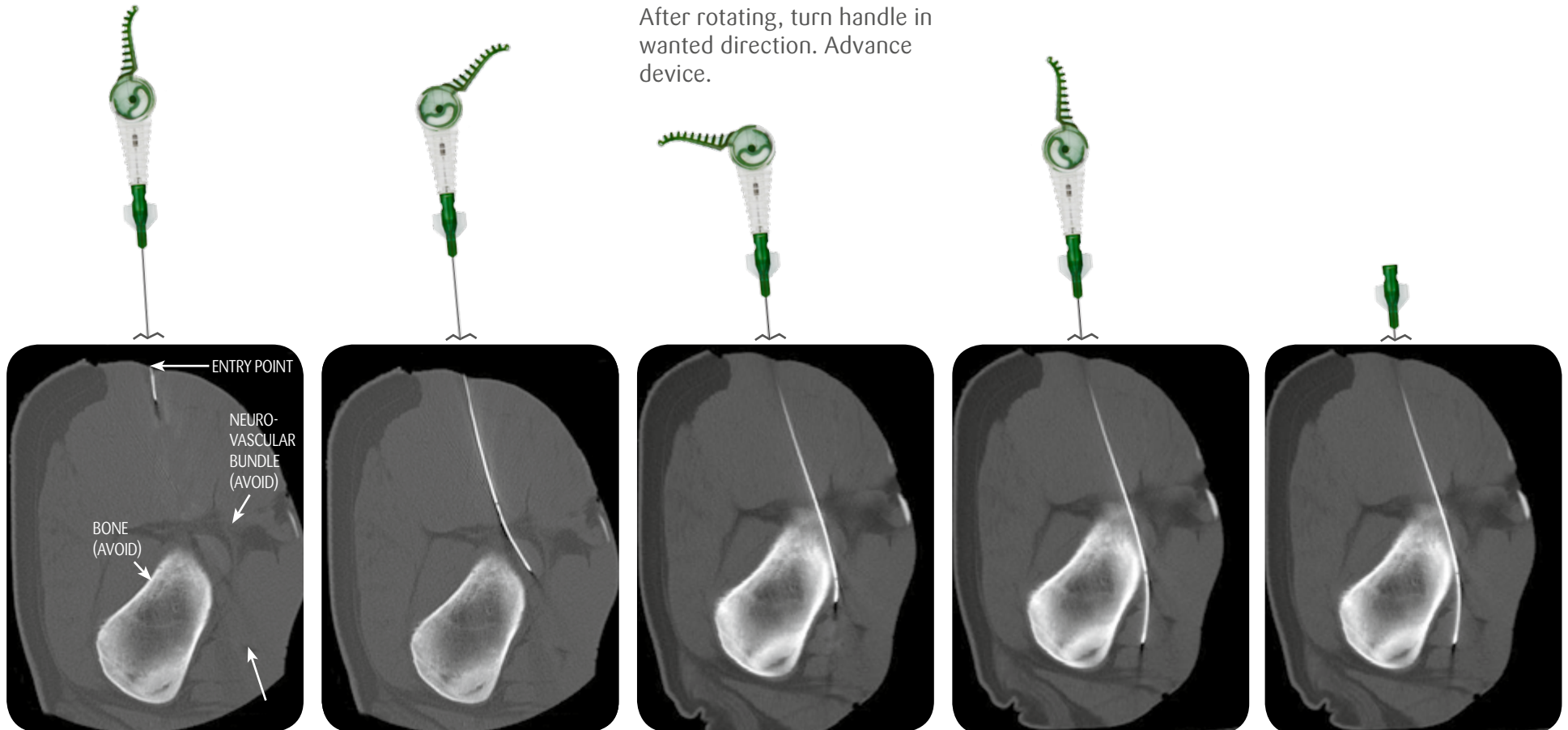
② Turn lever in desired direction. Advance device. When device is advanced, needle tip will curve towards lever.

③ To change direction, return lever to original upright position and then rotate Steerable Stylet while keeping 21G Needle in place.

After rotating, turn handle in wanted direction. Advance device.

④ To advance device to target on a straight path, release lever to its original upright position and advance device straight to target.

⑤ When target has been reached, Steerable Stylet can be removed and sampling, injection and/or aspiration can be performed through 21G Needle.



29237 Rev 02 2014-01

Indication for use: Musculoskeletal percutaneous injection and aspiration procedures, and tissue sampling. Before using Morrison Steerable Needle™ read the instructions for use which accompany the product for indications, contraindications, warnings and precautions. Morrison Steerable Needle™ is a trademark of AprioMed AB, Uppsala, Sweden. Patents pending.


AprioMed

TECHNICAL SPECIFICATIONS

Morrison Steerable Needle™, 21G

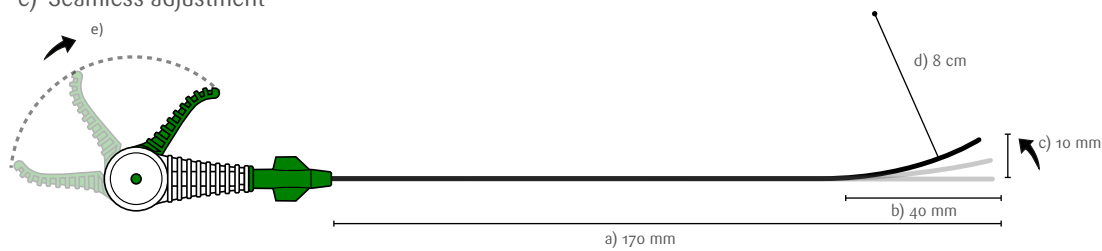
Package contents:

- Steerable Stylet
- Needle
 - Inner diameter 0.68 mm
 - Outer diameter 0.82 mm (21G)
 - Length 170 mm



PERFORMANCE SPECIFICATIONS

- Length, upright position
- Deflectable tip length
- Maximum tip deflection
- Curve radius
- Seamless adjustment



ORDERING INFORMATION

Product no	Product description	MOQ
13500	Morrison Steerable Needle™ 21 G 17 cm	10 units

HEAD OFFICE
AprioMed AB
Virdings Allé 28
SE-754 50 Uppsala, Sweden
Phone: +46 18 430 14 40
Free Fax (Int'l): +46 770 339972

AprioMed

E-mail: info@apriomed.com
www.apriomed.com

US SALES OFFICE
AprioMed, Inc.
2 Palmer Dr, Suite 1
Londonderry, NH, 03053, USA
Phone: +1 603 421 0875
Fax (US toll free): 866 239 1797